

19, 23, 24

No. 0838-289  
ATA Code 28-20

Kit No. 23-9019-1 S

**SUBJECT:** FUEL SYSTEM - REPLACEMENT OF THE FUEL SELECTOR VALVE

**EFFECTIVITY:** PART I

BEECHCRAFT A23-19, 19A, M19A and B19, serials MB-1 through MB-520;  
B19 Sport 150, serials MB-521 through MB-616;  
23, A23, A23A, B23 and C23, serials M-2 through M-1361;  
C23 Sundowner 180, serials M-1362 through M-1485;  
A23-24 and A24, serials MA-1 through MA-368;  
A24R, serials MC-2 through MC-95;  
A24R and B24R Sierra 200, serials MC-96 through MC-180;  
which have not complied with Service Instructions No. 0622-289.

PART II

BEECHCRAFT A23-19, 19A, M19A and B19, serials MB-1 through MB-520;  
B19 Sport 150, serials MB-521 through MB-654;  
23, A23, A23A, B23 and C23, serials M-2 through M-1361;  
C23 Sundowner 180, serials M-1362 through M-1516;  
A23-24 and A24, serials MA-1 through MA-368;  
A24R, serials MC-2 through MC-95;  
A24R and B24R Sierra 200, serials MC-96 through MC-180.

### NOTE

These Service Instructions cancel and supersede Service Instructions No. 0622-289 and 0364-289. Previous compliance with Service Instructions No. 0622-289 satisfies the intent of this modification except a decal is required as described in PART II of these Service Instructions. Safety Communique No. 19/23/24-26, dated May 13, 1974 is also hereby cancelled.

**REASON:** To provide an improved fuel selector valve and appropriate fuel selector valve guard.

No BECP  
976 I

1 of 5

Beech Aircraft Corporation issues service information for the benefit of owners and fixed base operators in the form of three classes of Service Instructions. CLASS I (Red Border) are changes, inspections, and modifications that could affect safety. The factory considers compliance mandatory. CLASS II (Green Border) covers changes, modifications, improvements or inspections the factory feels will benefit the owner and although highly recommended, they are not considered mandatory compliance, unless specified at the time of issuance. Class I and II are mailed to:

- (a) BEECHCRAFT Aero or Aviation Centers and International Distributors and Dealers.
- (b) Owners of record on the FAA Registration list and the

BEECHCRAFT International Owner Notification Service List.  
(c) Those having a publications subscription.

CLASS III (No Border) covers changes which are optional, maintenance aids, product improvement kits and miscellaneous service information. Compliance is at the owner or operator's prerogative. Copies of Class III are distributed per a and c above. Information on Owner Notification Service or Subscriptions can be obtained through any BEECHCRAFT Aero or Aviation Center, International Distributor and Dealer, or the Factory. As Service Instructions are issued, temporary notation in the index should be made until the index is revised. Warranty will be allowed only when specifically defined in the Service Instructions and in accordance with Beech Warranty Policy.

**Service Instructions No. 0838-289**

**COMPLIANCE:** Beech Aircraft Corporation considers this to be a mandatory change and should be accomplished as soon as practical after receipt of these Service Instructions, but no later than the next 50 service hours.

**DESCRIPTION:** PART I  
The existing fuel selector valve is to be removed and an improved fuel selector valve, P/N 169-380086-1, is to be installed. In addition, if Airworthiness Directive 75-01-04, Amendment 39-2062 and Service Instructions No. 0364-289, Rev. III have not been complied with, the existing fuel selector valve guard assembly must be replaced.

PART II  
An inspection is made for the proper fuel selector valve guard decal and, if necessary, a new decal is to be installed.

**APPROVAL:** FAA Approved - DOA CE-2.

**MANPOWER:** The following information is for planning purposes only:

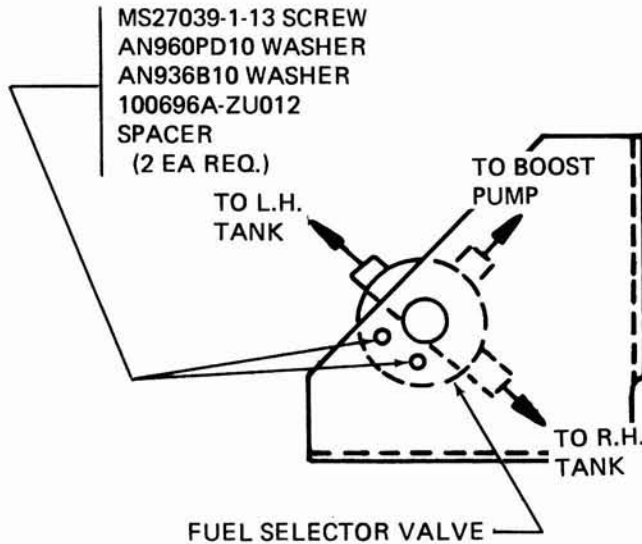
PART I  
Estimated man-hours: 6 hours.  
Suggested number of men: 1 man.

PART II  
Estimated man-hours: 1 hour.  
Suggested number of men: 1 man.

**MATERIAL:** PART I  
The parts required for the incorporation of PART I of these Service Instructions are contained in Kit No. 23-9019-1 S. The fuel selector valve kit is available through your BEECHCRAFT Parts and Service Outlet at a special policy reduced price of \$ 19.95.

The guards indicated below are required only if not previously installed. (The fuel selector valve guard is not included in the kit).

PART NUMBER	DESCRIPTION	QUANTITY
169-920000-161 (A23-19, 19A, M19A, B19, 23 B23, C23, A23-24, A24 and A24R airplanes, serials MB-1 through MB-616; M-2, M-4 through M-554 and M-1095 through M-1485; MA-1 through MA-368; MC-2 through MC-150)	Guard	1
169-920001-43 (A23 and A23A airplanes, serials M-3 and M-555 through M-1094)	Guard	1
169-920002-135 (B24R airplanes, serials MC-151 through MC-180)	Guard	1



Fuel Selector Valve Installation  
 Figure 1

PART II

1. Inspect the fuel selector valve guard for the correct placard, as indicated in Figure 2. Airplanes which have complied with Service Instructions No. 0624-281 (increased unusable fuel) will require the following:

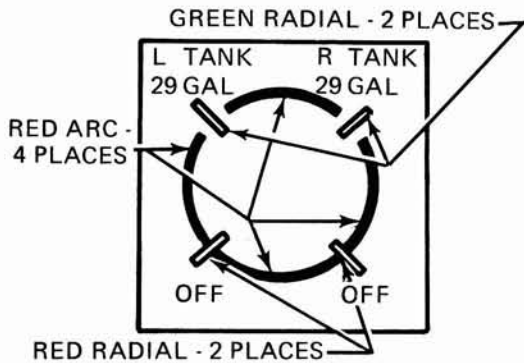
AIRPLANES	SERIALS	ITEM	PART NUMBER
A23-19, 19A, M19A, B19, 23, B23, C23, A23-24, A24, A24R and B24R	MB-1 through MB-654; M-2, M-4 through M-554 and M-1095 through M-1516; MA-1 through MA-368; MC-2 through MC-180	Decal	169-920023-3
A23 and A23A	M-3, M-555 through M-1094	Decal	169-920033-3

2. Airplanes listed below which have not complied with Service Instructions No. 0624-281 (increased unusable fuel) will require the following:

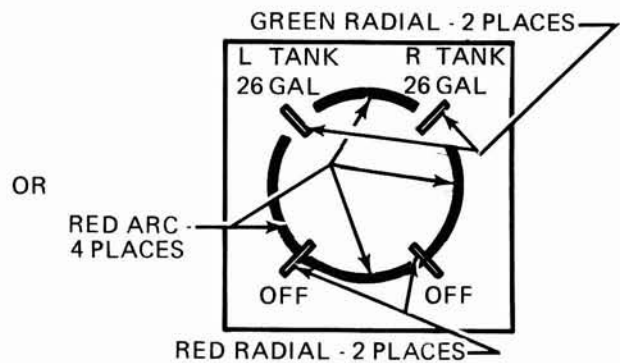
AIRPLANES	SERIALS	ITEM	PART NUMBER
A23-19, 19A, M19A, B19, 23, B23, C23, A23-24, A24, A24R	MB-1 through MB-616; M-2, M-4 through M-554 and M-1095 through M-1485; MA-1 through MA-368; MC-2 through MC-150	Decal	169-920022-3
A23 and A23A	M-3, M-555 through M-1094	Decal	169-920025-3

A23-19, 19A, M19A, B19, 23, B23, C23, A23-24, A24, A24R and B24R airplanes:

WITHOUT INCREASED UNUSABLE FUEL  
P/N 169-920022-3 DECAL

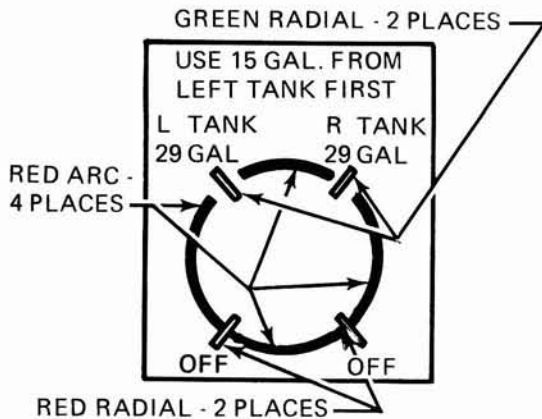


WITH INCREASED UNUSABLE FUEL  
P/N 169-920023-3 DECAL

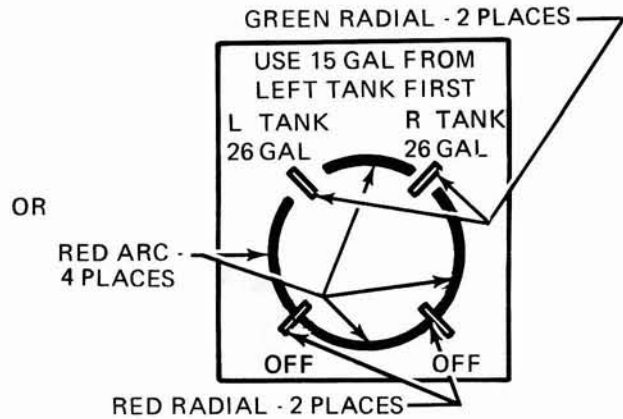


A23 and A23A airplanes:

WITHOUT INCREASED UNUSABLE FUEL  
P/N 169-920025-3 DECAL



WITH INCREASED UNUSABLE FUEL  
P/N 169-920033-3 DECAL



Correct Placard For The Fuel Selector Valve Guard  
Figure 2

3. Install the appropriate pressure sensitive decal, as determined from Figure 2 and steps one and two, to the fuel selector valve guard if necessary.

**RECORD COMPLIANCE:**

Upon completion of these Service Instructions, make an appropriate maintenance record entry specifying the kit identification number and the kit serial number. It is recommended that the parts list contained in the kit be filed for future reference until the listing of parts has been incorporated into the Parts Catalog.